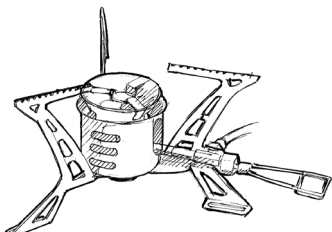


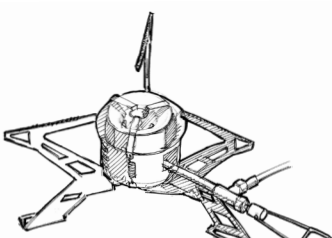


# EXPEDITION STOVES

	WEIGHT	DIMENSIONS	OUTPUT	PEOPLE	PIEZO IGNITION	BOILING TIME	FUEL
	🔧 341 g / ✂️ 230 g	114 x 90 x 55 mm	2600 W	1-2	–	2:40 / 4:00	Gas, White Gas Gasoline/Petrol Kerosene/Paraffin Diesel, Aviation Fuel

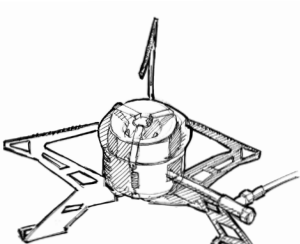
## OMNILITE TI STOVE

Lightweight and packs down for ultimate travel experience. Ultralight, titanium pot supports. Fuel-efficient burner; most efficient with Primus PrimeTech Pots with integrated heat exchanger. Fine control valve for precise flame and heat control. Can easily be self-serviced. Travel friendly, works with variety of fuel types. Multiple jet nipples included to use with corresponding fuel. Comes with an ErgoPump™, a multi-tool with a cleaning needle, a foldable windscreen, a heat reflector and a nylon storage bag.

	🔧 450 g / ✂️ 350 g	142 x 88 x 66 mm	3000 W	1-4	–	2:00 / 3:10	Gas, White Gas Gasoline/Petrol Kerosene/Paraffin Diesel, Aviation Fuel
-------------------------------------------------------------------------------------	-----------------------	------------------	--------	-----	---	----------------	------------------------------------------------------------------------------------

## OMNIFUEL STOVE

High output and a wide flame excels at heating larger pots to cook for 1-4 people. Stainless steel pot supports offer optimal durability. Fine control valve for precise flame and heat control. Can easily be self-serviced. Travel friendly, works with variety of fuel types. Multiple jet nipples included to use with corresponding fuel and attach directly to the pot supports. Comes with an ErgoPump™, a multi-tool with a cleaning needle, a foldable windscreen, a heat reflector and a nylon storage bag.

	🔧 442 g / ✂️ 373 g	142 x 88 x 66 mm	2700 W	1-4	–	3:10 / 3:40	Gas, White Gas Gasoline/Petrol Kerosene/Paraffin Diesel, Aviation Fuel
-------------------------------------------------------------------------------------	-----------------------	------------------	--------	-----	---	----------------	------------------------------------------------------------------------------------

## MULTIFUEL STOVE

Powerful and wide flame excels at heating larger pots to melt snow or boil water. Stainless steel pot supports offer optimal durability. Can easily be self-serviced. Travel friendly, works with variety of fuel type. Multiple jet nipples included to use with corresponding fuel and attach directly to the pot supports. Comes with an ErgoPump™, a multi-tool with a cleaning needle, a foldable windscreen, a heat reflector, and a nylon storage bag.

 With fuel pump    
  Without fuel pump

**BOILING TIME:** Primtech Pot 1.8 L / Alu Classic 2.1 L (min:sec)